



Everyone has wishes, dreams, and hopes. What kind of dreamer are you? Do you wish for the stars? Shoot for the impossible? ... Or are you more practical? Down to earth?

This assignment has two parts: ... and will be displayed in our room.

★ Part 1

Decorate one side of your star to reveal elements of your personality. For example, you might write a poem using the letters of your name, or create several symbols or icons to show likes and dislikes. Maybe one side of your star could be a collage. Use your imagination!


★ Part 2


On the other side of your star, complete the following sentences with YOUR dreams

- I wish ...
- I wish ...
- I dream ...
- I hope ...

Becky Graf
North High School
Eau Claire, WI


Use an overhead like this one to generate a quick "getting to know you" conversation between students. Depending on the time frame, students can share one or two things they learned about a person seated near them as a way to introduce members of the class. Structuring the conversation around reading as an activity can be a way to add valued purpose to the class. By having students share their opinions, they might hear benefits or favorites that can spark interest.






A Room Full of Readers

Favorite
Fiction? Nonfiction?



Memory
About "Reading"



Most Recent
Fiction? Nonfiction?

